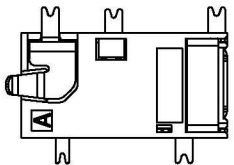
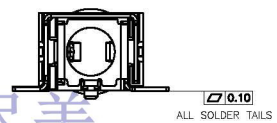
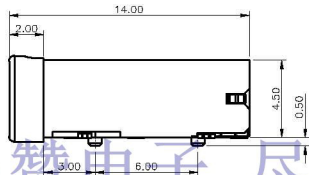
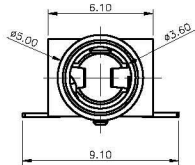
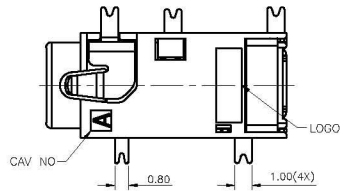


REV.		REVISIONS			DATE	DESIGN
1	ECN-P-201210009	(1) X2	PJ-0256508-051-142料号更改为PJ-0256508-051-142		2012.10.29	张星星
11	ECN-P-201308027	(11) X2	取消PJ-0256500-041-262/56c规格; PJ-0256500-051-260/560由HTN有齿料变更为HTN无齿料; 为改善成品平面度, 取消塑胶B端子处凸台		2013.08.26	刘敏欣



P/N:ST-025650S-051-142 (1)



品赞电子 尽善尽美

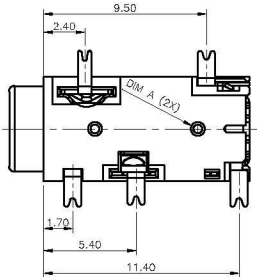
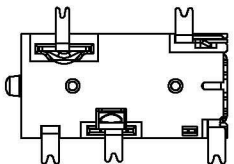
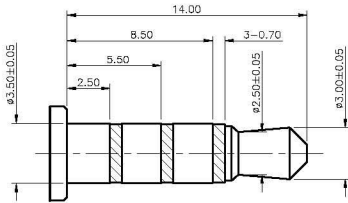


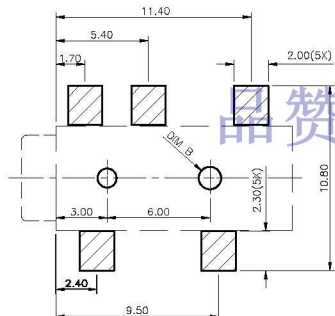
TABLE B:

ITEM	PART NUMBER	DIM A	DIM B	MATERIAL	COLOR	PLASTIC SPIGOT
01	PJ-0256500-041-142	φ0.80±0.05	φ1.10	LCP+30%GF(E130)	BLACK	WITH
02	PJ-0256500-051-142	φ0.80±0.05	φ1.10	LCP+30%GF(E130)	BLACK	WITH
03	PJ-0256500-051-262	φ0.80±0.05	φ1.10	HTN+30%GF(FRS2G30NH N0010 无齿)	RED	WITH (11)
04	PJ-0256500-051-362	φ0.80±0.05	φ1.10	HTN+30%GF(FRS2G30LX N0010 有齿)	WHITE	WITH
05	PJ-0256500-051-562	φ0.80±0.05	φ1.10	HTN+30%GF(FRS2G30NH N0010 有齿)	GREEN	WITH (11)
06	PJ-025650Q-051-142	φ0.95±0.02	φ1.30	LCP+30%GF(E130)	BLACK	WITH
07	PJ-025650S-051-142	φ0.80±0.05	φ1.10	LCP+30%GF(E130)	BLACK	NO (1)

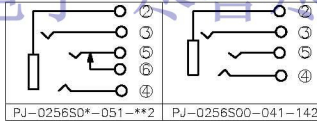
	G-Switch Electronic Technology CO.,Ltd.		
	Unless otherwise specified, Tolerance: % ±0.30 X.X ±0.20 X.XX ±0.15 X.XXX ±0.10 Angles ±3°	DESIGN 刘敏欣 CHECKED DATE APPROVED DATE PART NO. SEE TABLE B DRAWING NO. C-PJ025650*-00	DATE 2013.08.26 DATE DATE REV: 11 SCALE: 1:1 SIZE: A4 SHEET: 1/2



(ø3.50mm 4 POLE PLUG DETAIL DRAWING)

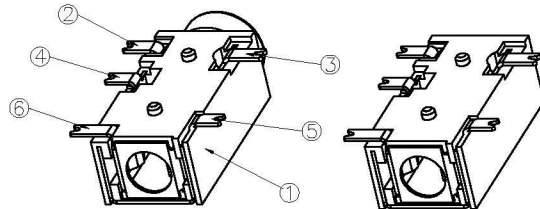


RECOMMENDED P.C.B. LAYOUT
TOP VIEW (TOLERANCE:±0.05)



SCHEMATIC

REV.		ECN NO.	LOCATION	DESCRIPTION	DATE	DESIGN
1		ECN-P-201210009	(1) X2	PJ-0256S08-051-142料号更改为PJ-0256S08-051-142	2012.10.29	张星星
11		ECN-P-201308027	(1) X2	取消PJ-0256S09-041-282/562规格, PJ-0256S09-051-260/560 由由黄青铜料变更为红铜无铅料,为改善成品平面度,取消塑料印 端子处凸台	2013.08.26	刘欣欣



3D VIEW

NOTES:

- CONTACT CURRENT RATING: 1.0A.
- CONTACT RESISTANCE: 50 mΩ MAX.;
- INSULATION RESISTANCE: 100MΩ MIN.;
- DIELECTRIC WITHSTANDING: 500V AC MIN.;
- DURABILITY: 5,000 CYCLES MIN.;
- CONNECTOR MATING FORCES: 2.94~29.4N (0.3~3.0kgf) ;
- CONNECTOR UNMATING FORCES: 2.94~29.4N(0.3~3.0kgf);
- PRODUCT MEET THE REQUEST OF THE RoHS, SEE TABLE A:



MATTER	RoHS (PPM)
Cd	≤ 100
Pb	≤ 1000
Hg	≤ 1000
Crb+	≤ 1000
PBB	≤ 1000
PBDE	≤ 1000

01	HOUSING	1 PCS	HIGHT TEMPERATURE PLASTIC	SEE TABLE B
02	CONTACT A	1 PCS	PHOSPHOR BRONZE T=0.20mm	50~80u" Ni/ Au: 1u" All Over
03	CONTACT B	1 PCS	PHOSPHOR BRONZE T=0.25mm	50~80u" Ni/ Au: 1u" All Over
04	CONTACT C	1 PCS	PHOSPHOR BRONZE T=0.20mm	50~80u" Ni/ Au: 1u" All Over
05	CONTACT D	1 PCS	PHOSPHOR BRONZE T=0.20mm	50~80u" Ni/ Au: 1u" All Over
06	CONTACT E	1 PCS	BRASS T=0.20mm	50~80u" Ni/ Au: 1u" All Over
ITEM	PART NAME	Q'TY	MATERIAL	DESCRIPTION



G-Switch Electronic Technology CO.,Ltd.

Unless otherwise specified, Tolerance:	DESIGN	刘欣欣	DATE	2013.08.26	TITLE:	ø3.5 PHONE JACK CUSTOMER DRAWING
X: ±0.30	CHECKED		DATE		REV:	11
X.X: ±0.20	APPROVED		DATE		SCALE:	1:1
X.XX: ±0.15	PART NO. SEE TABLE B				UNIT:	mm
X.XXX: ±0.10	DRAWING NO. C-PJ0256S0*-00				SIZE:	A4
Angles					SHEET:	2/2