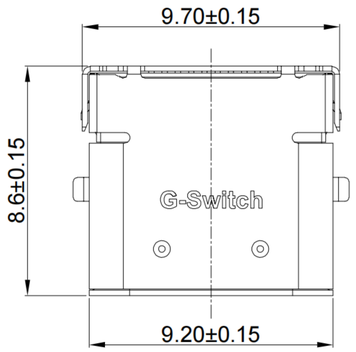

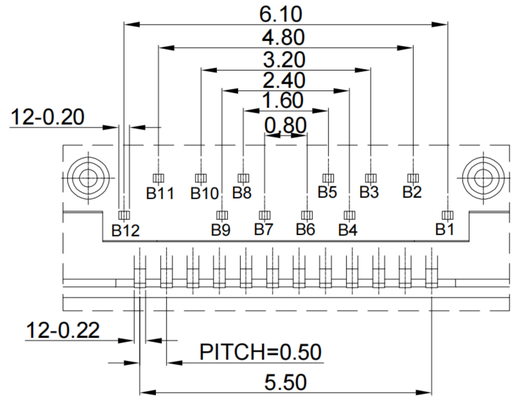

DETAIL A

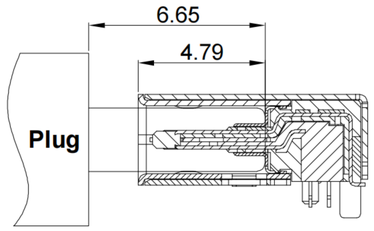

AFTER MATING

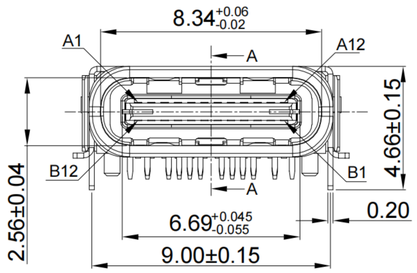

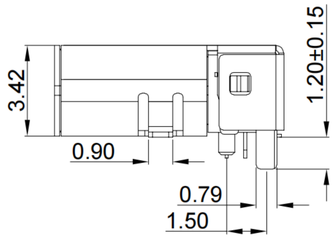

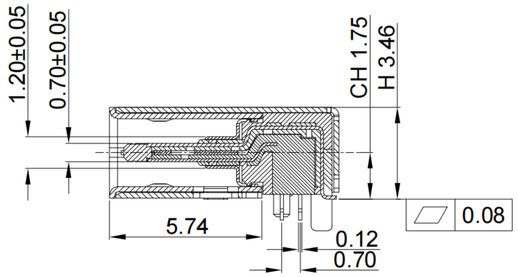

SECTION A-A



G-Switch USB-C Specification:

1. Current rated: 5A on vbus/1.25A on vconn/0.25A on other
   Voltage rating: 24V AC
2. Withstanding voltage: 100V AC/minute
3. Contact resistance: 40mΩ Max
4. Insulation resistance: 100MΩ Min
5. Operating temperature: -40°C ~ +85°C
6. Mating force : 5N~20N
7. Unmating force: 8N~20N
8. Durability cycle:10,000 cycles
9. Data transmission rate up to 10Gbp/s

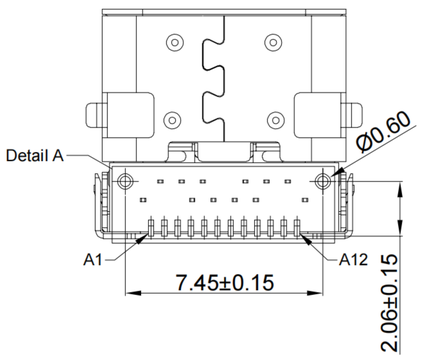

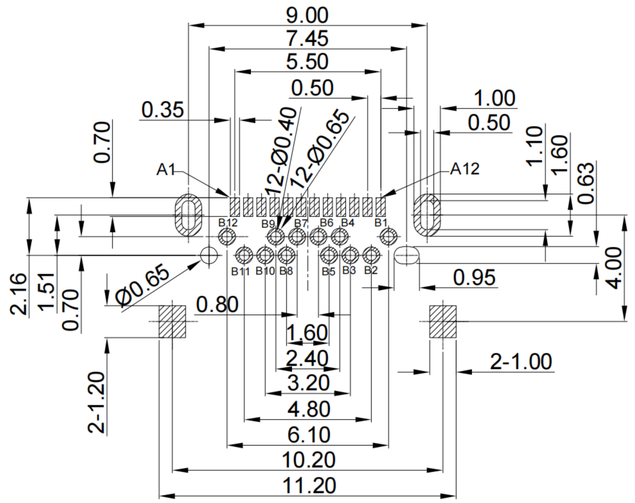

RECOMMENDED PCB LAYOUT
TOLERANCE:±0.05

A1	A2	A3	A4	A5	A6	A7	A8	A9	A10	A11	A12
GND	TX1+	TX1-	VBUS	CC1	D+	D-	SBU1	VBUS	RX2-	RX2+	GND
First	Second	Second	First	Second	Second	Second	Second	First	Second	Second	First
B12	B11	B10	B9	B8	B7	B6	B5	B4	B3	B2	B1
GND	RX1+	RX1-	VBUS	SBU2	D-	D+	CC2	VBUS	TX2-	TX2+	GND
First	Second	Second	First	Second	Second	Second	Second	First	Second	Second	First

NO.	PARTS	MATERIAL	REMARKS
1	COVER SHELL	STAINLESS STEEL	NI PLATED
2	SHELL	STAINLESS STEEL	NI PLATED
3	GND PLATE	STAINLESS STEEL	---
4	MID PLATE	STAINLESS STEEL	NI PLATED
5	HOUSING	HIGH TEMPERATURE PLASTIC	Black UL 94 V-0
6	TERMINALS	COPPER ALLOY	Au PLATING ON CONTACT AREA

Pb Process Capable

RoHS Compliant 2002/95/EC

HALOGEN Compliant Halogen Free

SCALE: 1:1 UNIT: mm
SIZE: A4

Unless otherwise General Tolerance:

X.	±0.20
X.x	±0.15
X.xx	±0.10
X.xxx	±0.05
Angles	±3°

Title: Horizontal Type-c 24P Female SMT CH=1.75 L=8.6mm

Molde Code: GT-USB-7001C

DRAWN	CHECKED	APPROVED	DATE
Xia	Chen	Chen	2023.02.01

品赞科技 G-Switch ®

REV: A0 SHEET: 1/1