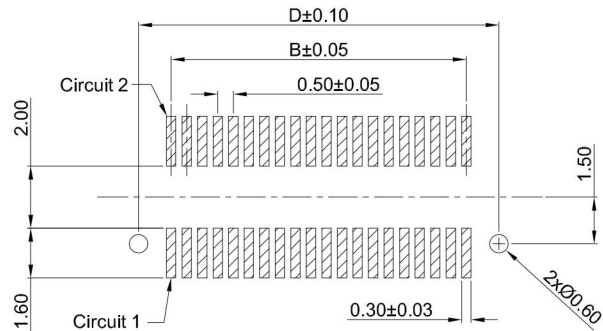
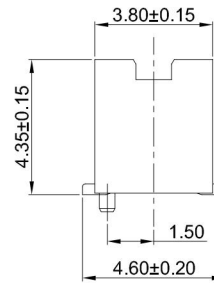
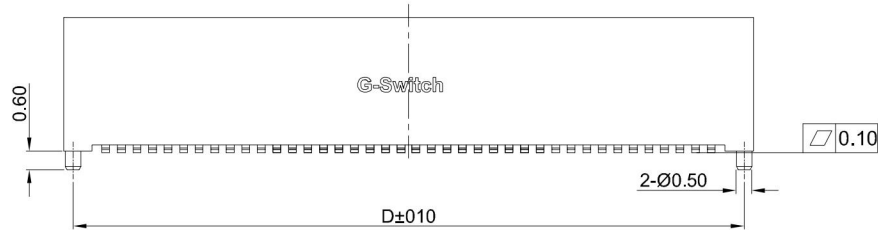


MATING HEIGHT



RECOMMEND PCB LAYOUT  
TOLERANCE:±0.05



GT-B0502 F S V 43 -XX X XX 01

- G-Switch**
- Series No**
- F-Female**
- Termipoint**  
S-SMT
- Angle**  
V-180°
- Terminal Plating**  
11-All Au G/F
- Housing Colour**  
S-Nature  
B-Black
- Pin Q' PY**  
10-80
- Height**  
43-4.30mm

**G-Switch Specification:**

- 1.Current rated: 0.3A AC/DC
- 2.Voltage rating: 50V AC/DC
- 3.Withstanding voltage: 150V AC
- 4.Contact resistance: 50mΩ Max.
- 5.Insulation resistance: 500MΩ min
- 6.Durability cycle: 30Cycles
- 7.Removal force: 0.30kgf/Pin min
- 8.Operating temperature range: -40°C ~ +85°C

**Ordering Information:**

Circuit	Dimensions(mm)				Circuit	Dimensions(mm)			
	A	B	C	D		A	B	C	D
10	4.70	2.00	3.20	4.10	32	10.20	7.50	8.70	10.60
12	5.20	2.50	3.70	4.60	36	11.20	8.50	9.70	10.60
14	5.70	3.00	4.20	5.10	40	12.20	9.50	10.70	11.60
20	7.20	4.50	5.70	6.60	50	14.70	12.00	13.20	14.10
22	7.70	5.00	6.20	7.10	60	17.20	14.50	15.70	16.60
24	8.20	5.50	6.70	7.60	70	19.70	17.00	18.20	19.10
30	9.70	7.00	8.20	9.10	80	22.20	19.50	20.70	21.60

SCALE: 1:1 UNIT: mm  
SIZE: A4

Title: BTB 0.50mm Pitch 180° H4.30mm Dual Rows  
SMT Type Female Connector

Unless otherwise  
General Tolerance:  
X ±0.40  
X.x ±0.30  
X.xx ±0.20  
X° ±5°  
X.x° ±3°

Molde Code: GT-B0502FSV43-XXXXX01

DRAWN	CHECKED	APPROVED	DATE
Hu	Chen	Chen	2022.12.28



2	CONTACT	PHOSPHOR BRONZE	ALL Au G/F
1	HOUSING	LCP,94V-0	NATURE
NO.	PART NAME	MATERIAL	REMARK



REV: A0 SHEET: 1/1