

A

B

C

D


E

1

1

G-Switch Specification:

- 1.Current rated: 1.0A AC/DC
- 2.Voltage rating: 60V AC/DC
- 3.Withstanding voltage: 500V AC
- 4.Contact resistance: 60mΩ Max.
- 5.Insulation resistance: 800MΩ min
- 6.Durability cycle: 30 Cycles
- 7.Removal force: 0.03kgf/Pin min
- 8.Operating temperature range: -40°C ~ +105°C



GT-B0802 FSR51-XX X XX 01

G-Switch

Series No

F-Female

Termpoint
S-SMT

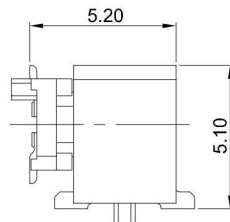
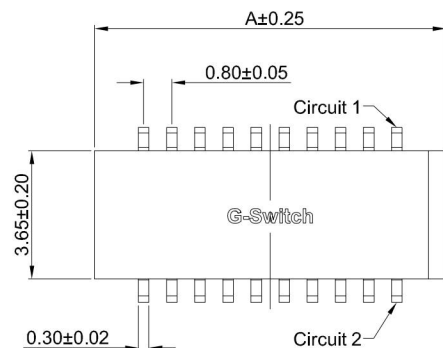
Angle

R-90°

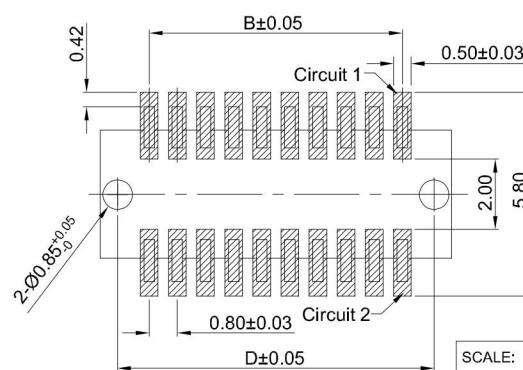
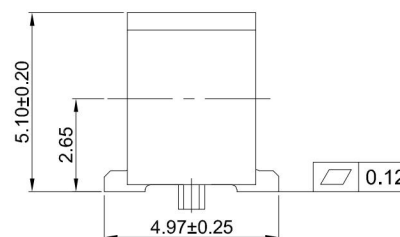
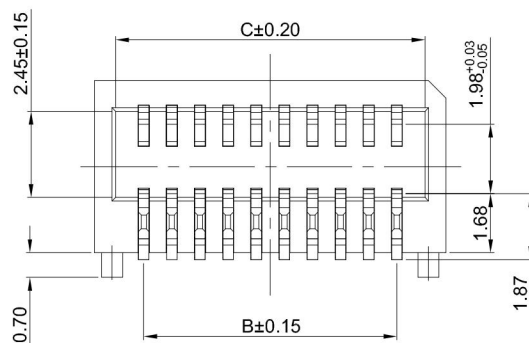
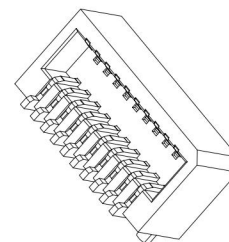
Terminal Plating
11-ALL G/FHousing Colour
S-NaturePin Q' PY
10-80

Height

51-5.10mm



MATING HEIGHT

RECOMMEND PCB LAYOUT
TOLERANCE:±0.05**Ordering Information:**

Circuit	Dimensions(mm)				Circuit	Dimensions(mm)			
	A	B	C	D		A	B	C	D
4	3.60	0.80	2.45	2.60	32	14.80	12.00	13.65	13.80
6	4.40	1.60	3.25	3.40	34	15.60	12.80	14.45	14.60
8	5.20	2.40	4.05	4.20	36	16.40	13.60	15.25	15.40
10	6.00	3.20	4.85	5.00	38	17.20	14.40	16.05	16.20
12	6.80	4.00	5.65	5.80	40	18.00	15.20	16.85	17.00
14	7.60	4.80	6.45	6.60	42	18.80	16.00	17.65	17.80
16	8.40	5.60	7.25	7.40	44	19.60	16.80	18.45	18.60
18	9.20	6.40	8.05	8.20	46	20.40	17.60	19.25	19.40
20	10.00	7.20	8.85	9.00	48	21.20	18.40	20.05	20.20
22	10.80	8.00	9.65	9.80	50	22.00	19.20	20.85	21.00
24	11.60	8.80	10.45	10.60	52	22.80	20.00	21.65	21.80
26	12.40	9.60	11.25	11.40	60	26.00	23.20	24.85	25.00
28	13.20	10.40	12.05	12.20	70	30.00	27.20	28.85	29.00
30	14.00	11.20	12.85	13.00	80	34.00	31.20	32.85	33.00

SCALE: 1:1

UNIT: mm

SIZE: A4

Unless otherwise
General Tolerance:

X	±0.40
X.x	±0.30
X.xx	±0.20
X°	±5°
X.x°	±3°

Title: BTB 0.80mm Pitch 90° Dual Rows
SMT Type Femate Connector

Molde Code: GT-B0802FSR51-XXXXX01

DRAWN CHECKED APPROVED DATE

Hu Chen Chen 2022.12.28

品赞科技®
b-Switch
www.dg-switch.com

REV: A0 SHEET: 1/1

5

5

2	CONTACT	PHOSPHOR BRONZE	ALL G/F
1	HOUSING	LCP,94V-0	NATURE
NO.	PART NAME	MATERIAL	REMARK

RoHS
Compliant
EU RoHS Standards

A

B

C

D

E