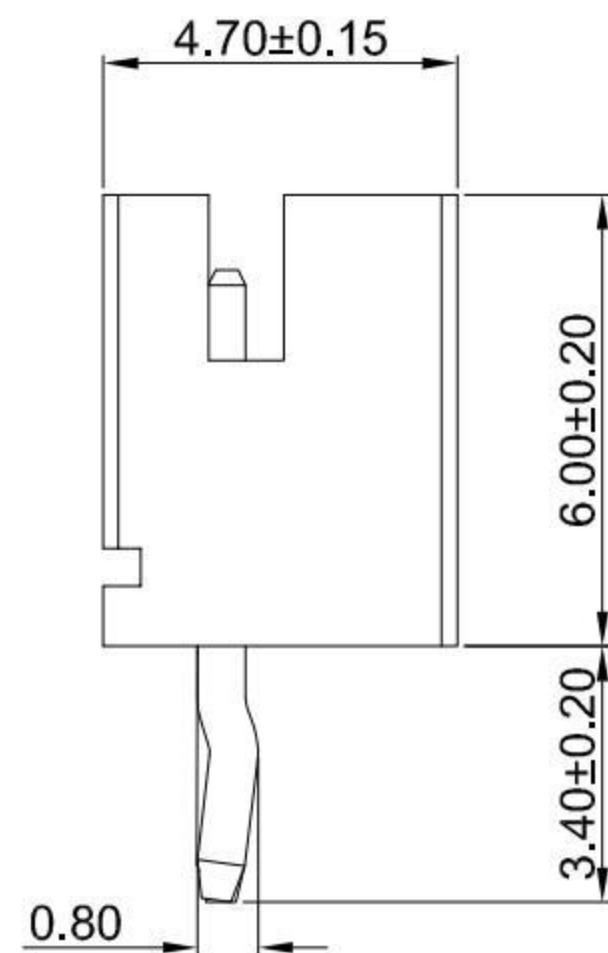
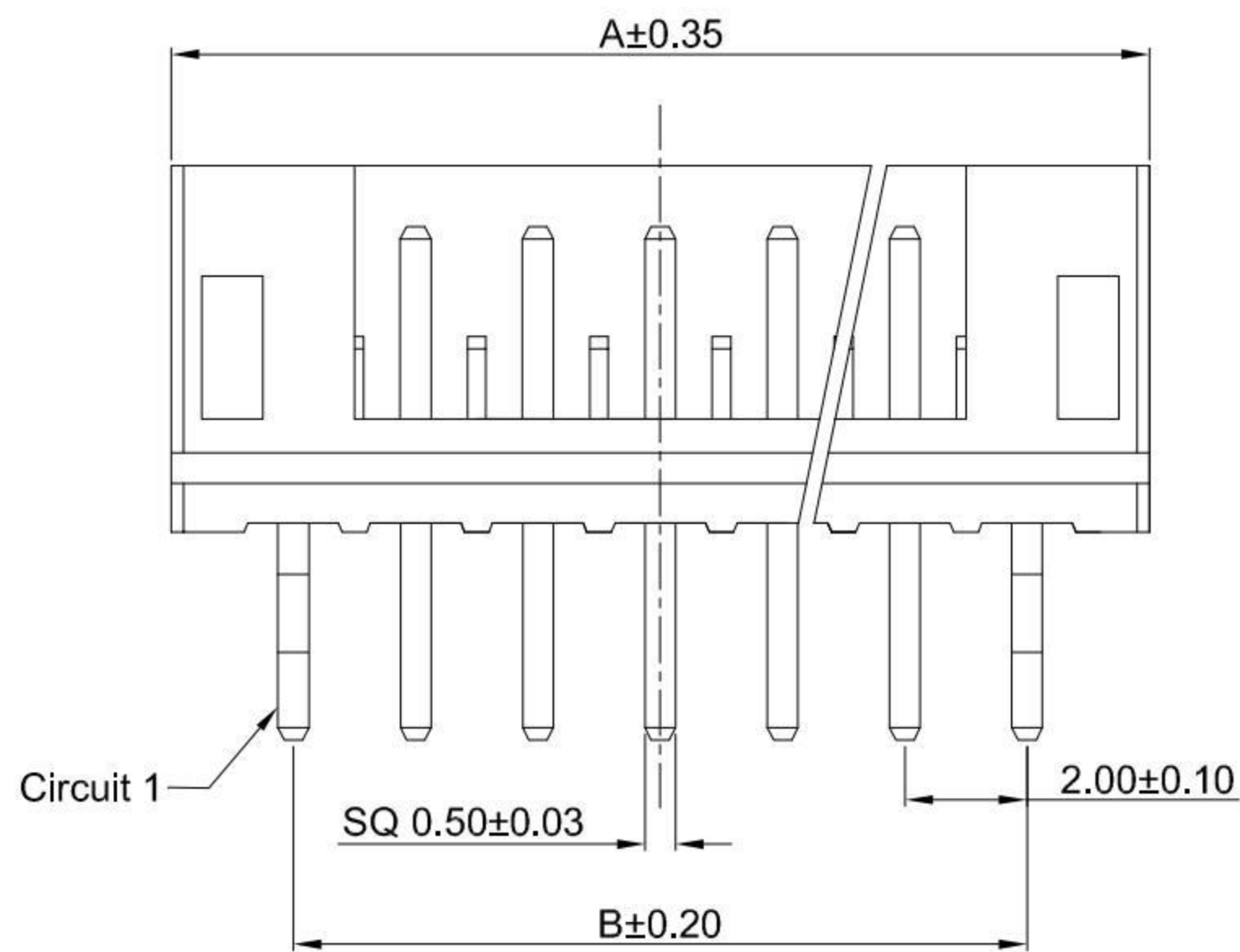
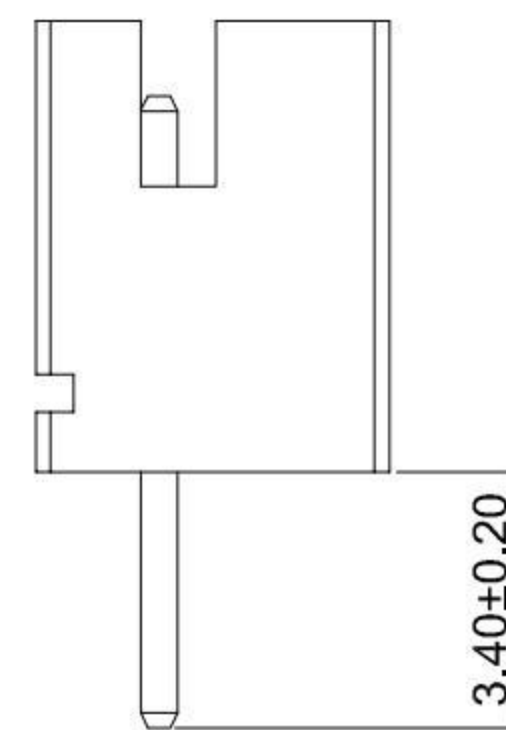


RECOMMENDED PCB LAYOUT
TOLERANCE:±0.05




TYPE K



TYPE A

G-Switch Specification:

- 1.Current rated: 2.0A AC/DC
- 2.Voltage rating: 100V AC/DC
- 3.Withstanding voltage: 800V AC
- 4.Contact resistance: 10mΩ max.
- 5.Insulation resistance: 1000MΩ min
- 6.Durability cycle: 30Cycles
- 7.Removal force: 1.20kgf/Pin min
- 8.Operating temperature range: -25°C ~ +85°C



GT-A2001 W V D -1 XX X XX 0X

G-Switch

Series No

Connector
W-Wafer

Angle
V-180°

Termipoint
D-DIP

Type
01-Type A
02-Type K

Terminal Plating
BT-Bright Tin

Housing Colour
W-White

Pin Q' PY
02~16

Row NO
1-Single Row

Ordering Information:

Circuit	Dimensions(mm)			Circuit	Dimensions(mm)		
	A	B	C		A	B	C
02	6.00	--	5.00	10	22.00	18.00	21.00
03	8.00	4.00	7.00	11	24.00	20.00	23.00
04	10.00	6.00	9.00	12	26.00	22.00	25.00
05	12.00	8.00	11.00	13	28.00	24.00	27.00
06	14.00	10.00	13.00	14	30.00	26.00	29.00
07	16.00	12.00	15.00	15	32.00	28.00	31.00
08	18.00	14.00	17.00	16	34.00	30.00	33.00
09	20.00	16.00	19.00	---	---	---	---

2	PIN MATERIAL	BRASS	BRIGHT TIN
1	HOUSING	PA66,94V-0	WHITE
NO.	PART NAME	MATERIAL	REMARK



SCALE: 1:1 UNIT: mm
SIZE: A4

Unless otherwise
General Tolerance:
X ±0.40
X.x ±0.30
X.xx ±0.20
X* ±5°
X.x° ±3°

Title: Wafer 2.00mm Pitch 180° PH
DIP Type Connector

Molde Code: GT-A2001WVD-1XXXXX0X

DRAWN	CHECKED	APPROVED	DATE
Hu	Hu	Chen	2021.10.18



REV: A0 SHEET: 1/1