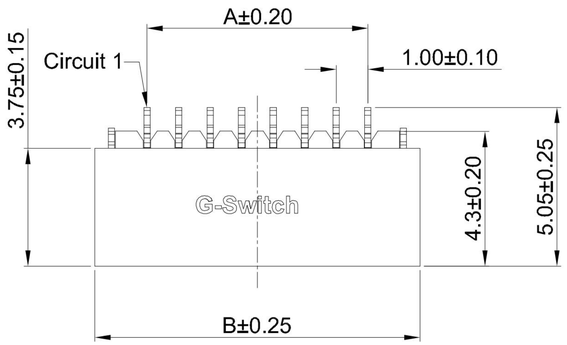

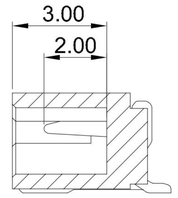

SECTION A-A

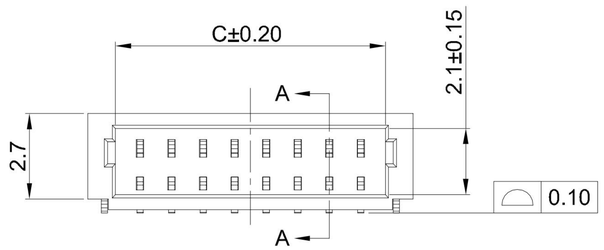

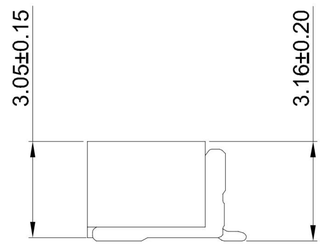

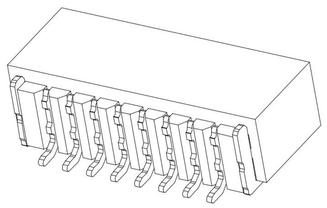

G-Switch Specification:

1.Current rated: 1.0A AC/DC
2.Voltage rating: 50V AC/DC
3.Withstanding voltage: 500V AC
4.Contact resistance: 20mΩ max.
5.Insulation resistance: 100MΩ min
6.Durability cycle: 50Cycles
7.Removal force: 0.50kgf/Pin min
8.Operating temperature range: -25°C ~ +85°C

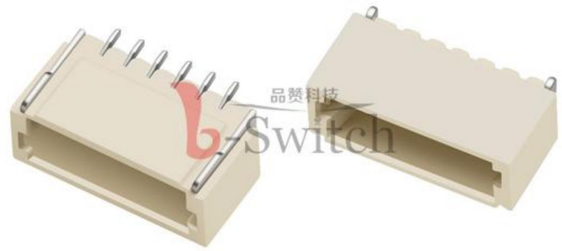

GT-A1002 W R S -1 XX X XX 01

- **G-Switch**
- **Series No**
- **Connector** W-Wafer
- **Angle** R-90°
- **Termipoint** S-SMT
- **Terminal Plating** BT-Bright Tin / 11-All G/F
- **Housing Colour** S-Nature
- **Pin Q' PY** 02~20
- **Row NO** 1-Single row

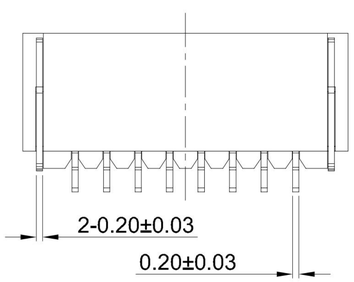

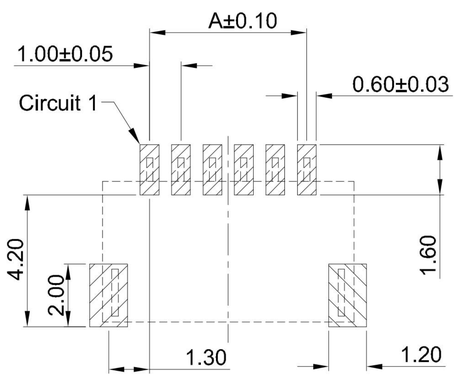

RECOMMENDED PCB LAYOUT
TOLERANCE:±0.05

Ordering Information:

Circuit	Dimensions(mm)			Circuit	Dimensions(mm)		
	A	B	C		A	B	C
02	---	4.20	2.50	12	11.00	14.20	12.50
03	2.00	5.20	3.50	13	12.00	15.20	13.50
04	3.00	6.20	4.50	14	13.00	16.20	14.50
05	4.00	7.20	5.50	15	14.00	17.20	15.50
06	5.00	8.20	6.50	16	15.00	18.20	16.50
07	6.00	9.20	7.50	17	16.00	19.20	17.50
08	7.00	10.20	8.50	18	17.00	20.20	18.50
09	8.00	11.20	9.50	19	18.00	21.20	19.50
10	9.00	12.20	10.50	20	19.00	22.20	20.50
11	10.00	13.20	11.50	---	---	---	---

NO.	PART NAME	MATERIAL	REMARK
3	SOLDER TABS	BRASS	BRIGHT Tin
2	CONTACT	BRASS	BRIGHT Tin / All G/F
1	HOUSING	LCP,94V-0	NATURE

Pb Process Capable | RoHS Compliant EU RoHS Standards | HALOGEN Compliant Halogen Free

SCALE: 1:1	UNIT: mm	Title:	Wafer 1.00mm Pitch 90° SH SMT Type Connector
SIZE: A4			
Unless otherwise General Tolerance:		Molde Code:	GT-A1002WRS-1XXXXX01

X	±0.40
X.x	±0.30
X.xx	±0.20
X°	±5°
X.x°	±3°

DRAWN	CHECKED	APPROVED	DATE
Hu	Hu	Chen	2021.10.20

品赞科技 G-Switch www.dg-switch.com

REV: A0 | SHEET: 1/1