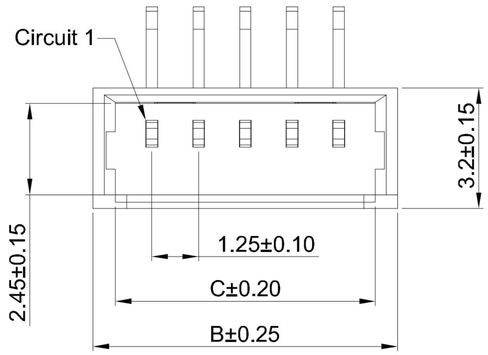

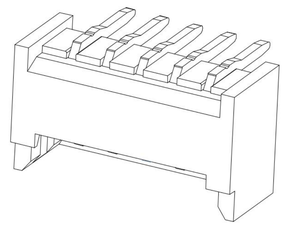

G-Switch Specification:

1.Current rated: 1.0A AC/DC
2.Voltage rating: 125V AC/DC
3.Withstanding voltage: 250V AC
4.Contact resistance: 20mΩ max.
5.Insulation resistance: 100MΩ min
6.Durability cycle: 50Cycles
7.Removal force: 0.50kgf/Pin min
8.Operating temperature range: -25°C ~ +85°C



GT-A1251 W R D-1 XX X XX 0X

- **G-Switch**
- **Series No**
- **Connector** W-Wafer
- **Angle** V-90°
- **Termipoint** D-DIP
- **Type** 01-Type 1, 02-Type 2
- **Terminal Plating** BT-Bright Tin
- **Housing Colour** S-Nature
- **Pin Q' PY** 02~16
- **Row NO** 1-Single Row

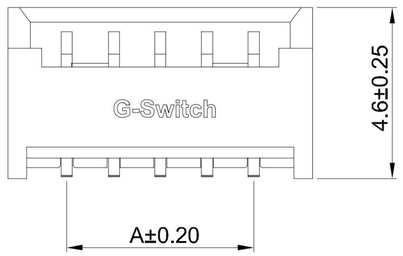

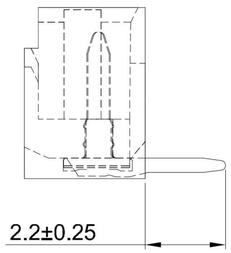

TYPE 1

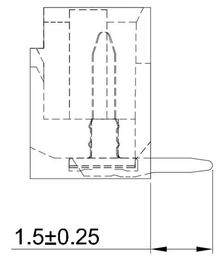

TYPE 2

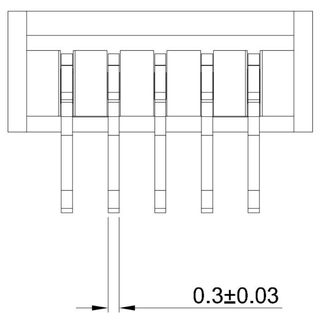

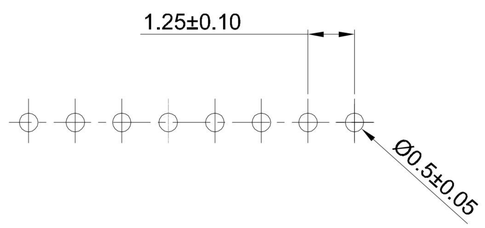

RECOMMENDED PCB LAYOUT
TOLERANCE:±0.05

Ordering Information:

Circuit	Dimensions(mm)			Circuit	Dimensions(mm)		
	A	B	C		A	B	C
02	---	4.30	3.25	12	13.75	16.80	15.75
03	2.50	5.55	4.50	13	15.00	18.05	17.00
04	3.75	6.80	5.75	14	16.25	19.30	18.25
05	5.00	8.05	7.00	15	17.50	20.55	19.50
06	6.25	9.30	8.25	16	18.75	21.80	20.75
07	7.50	10.55	9.50	17	20.00	23.05	22.00
08	8.75	11.80	10.70	18	21.25	24.30	23.25
09	10.00	13.05	12.00	19	22.50	25.55	24.50
10	11.25	14.30	13.25	20	23.75	26.80	25.75
11	12.50	15.55	14.50	---	---	---	---

NO.	PART NAME	MATERIAL	REMARK
2	CONTACT	BRASS	BRIGHT Tin
1	HOUSING	PA10T,94V-0	NATURE

Pb Process Capable — RoHS Compliant EU RoHS Standards

SCALE: 1:1 | UNIT: mm
SIZE: A4

Unless otherwise General Tolerance:

X	±0.40
X.x	±0.30
X.xx	±0.20
X°	±5°
X.x°	±3°

Title: Wafer 1.25mm Pitch 90° DIP Type Single Row Connector

Molde Code: GT-A1251WRD-1XXXXX01

DRAWN	CHECKED	APPROVED	DATE
Hu	Hu	Chen	2021.10.20

品赞科技 b-Switch ®
www.dg-switch.com

REV: A0 | SHEET: 1/1