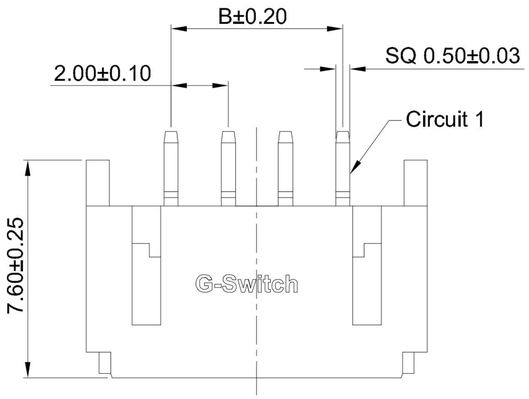

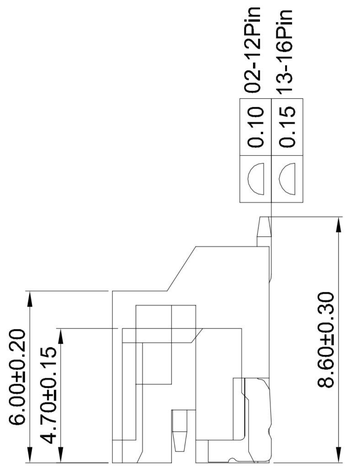

G-Switch Specification:

1.Current rated: 2.0A AC/DC
2.Voltage rating: 100V AC/DC
3.Withstanding voltage: 800V AC
4.Contact resistance: 10mΩ max.
5.Insulation resistance: 1000MΩ min
6.Durability cycle: 30Cycles
7.Removal force: 1.20kgf/Pin min
8.Operating temperature range: -25°C ~ +85°C

GT-A2001 W R S -1 XX X XX 01

- **G-Switch**
- **Series No**
- **Connector** W-Wafer
- **Angle** R-90°
- **Termipoint** S-SMT
- **Terminal Plating** BT-Bright Tin
- **Housing Colour** S-Nature
- **Pin Q' PY** 02~16
- **Row NO** 1-Single Row

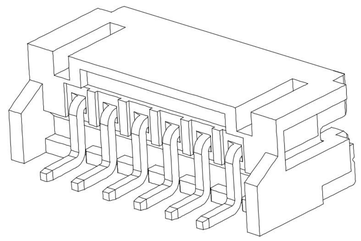

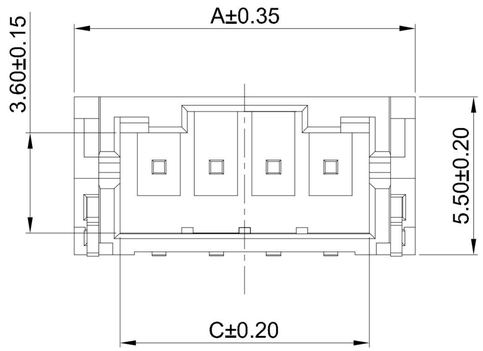

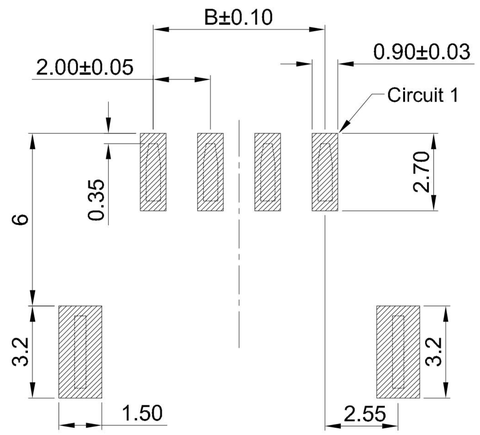

RECOMMENDED PCB LAYOUT
TOLERANCE:±0.05

Ordering Information:

Circuit	Dimensions(mm)			Circuit	Dimensions(mm)		
	A	B	C		A	B	C
02	7.90	---	4.80	12	27.90	22.00	24.80
03	9.90	4.00	6.80	13	29.90	24.00	26.80
04	11.90	6.00	8.80	14	31.90	26.00	28.80
05	13.90	8.00	10.80	15	33.90	28.00	30.80
06	15.90	10.00	12.80	16	35.90	30.00	32.80
07	17.90	12.00	14.80	17	37.90	32.00	34.80
08	19.90	14.00	16.80	18	39.90	34.00	36.80
09	21.90	16.00	18.80	19	41.90	36.00	38.80
10	23.90	18.00	20.80	20	43.90	38.00	40.80
11	25.90	20.00	22.80	---	---	---	---

NO.	PART NAME	MATERIAL	REMARK
3	SOLDER TABS	BRASS	BRIGHT Tin
2	PIN MATERIAL	BRASS	BRIGHT Tin
1	HOUSING	LCP,94V-0	NATURE

Pb Process Capable | RoHS Compliant EU RoHS Standards | HALOGEN Compliant Halogen Free

SCALE: 1:1	UNIT: mm	Title: Wafer 2.00mm Pitch 90° PH SMT Type Connector	
SIZE: A4			
Unless otherwise General Tolerance: X ±0.40, X.x ±0.30, X.xx ±0.20, X° ±5°, X.x° ±3°		Molde Code: GT-A2001WRS-1XXXXX01	
DRAWN: Hu	CHECKED: Hu	APPROVED: Chen	DATE: 2021.10.18
REV: A0	SHEET: 1/1		

品赞科技 G-Switch ® www.dg-switch.com