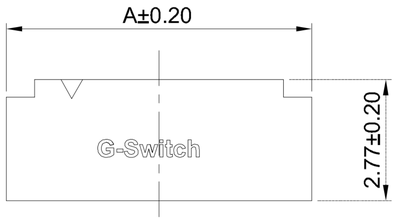

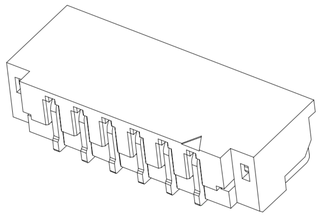

G-Switch Specification:

1.Current rated: 08~2.5A AC/DC
2.Voltage rating: 100V AC/DC
3.Withstanding voltage: 300V AC
4.Contact resistance: 20mΩ max.
5.Insulation resistance: 100MΩ min
6.Durability cycle: 50Cycles
7.Removal force: 1.0kgf/Pin min
8.Operating temperature range: -40°C ~ +85°C

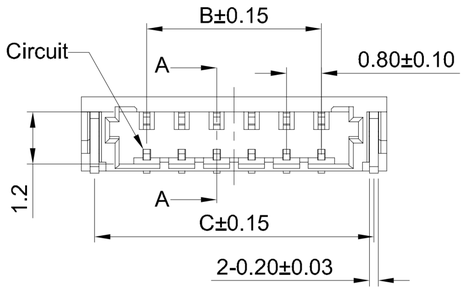

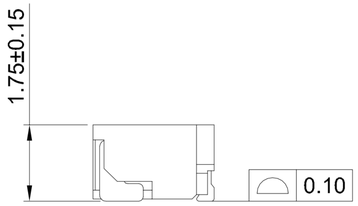

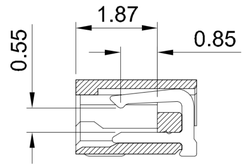

SECION:A-A

GT-A0801 W R S -1 XX X XX 01

G-Switch

Series No

Connector
W-Wafer

Angle
R-90°

Termipoint
S-SMT

Terminal Plating
BT-Bright Tin
11-All G/F

Housing Colour
B-Black

Pin Q' PY
02~18

Row NO
1-Single row

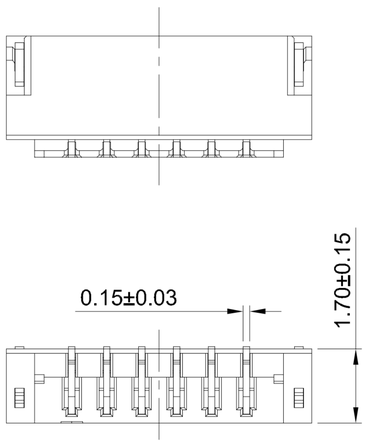

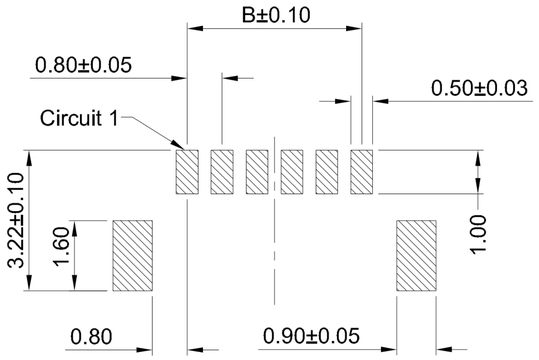

RECOMMENDED PCB LAYOUT
TOLERANCE:±0.05

Ordering Information:

Circuit	Dimensions(mm)			Circuit	Dimensions(mm)		
	A	B	C		A	B	C
02	3.80	0.80	3.20	12	11.80	8.80	11.20
03	4.60	1.60	4.00	13	12.60	9.60	12.00
04	5.40	2.40	4.80	14	13.40	10.40	12.80
05	6.20	3.20	5.60	15	14.20	11.20	13.60
06	7.00	4.00	6.40	16	15.00	12.00	14.40
07	7.80	4.80	7.20	17	15.80	12.80	15.20
08	8.60	5.60	8.00	18	16.60	13.60	16.00
09	9.40	6.40	8.80	19	17.40	14.40	16.80
10	10.20	7.20	9.60	20	18.20	15.20	17.60
11	11.00	8.00	10.40	---	---	---	---

NO.	PART NAME	MATERIAL	REMARK
3	SOLDER TABS	BRASS	MATTE Tin
2	CONTACT	PHOSPHOR BRONZE	MATTE Tin
1	HOUSING	LCP,94V-0	BLACK

Pb Process Capable | RoHS Compliant EU RoHS Standards | HALOGEN Compliant Halogen Free

SCALE: 1:1 | UNIT: mm
SIZE: A4

Unless otherwise General Tolerance:

X	±0.40
X.x	±0.30
X.xx	±0.20
X°	±5°
X.x°	±3°

Title: Wafer 0.80mm Pitch 90° HRS SMT Type Connector

Molde Code: GT-A0801WRS-1XXXXX01

DRAWN	CHECKED	APPROVED	DATE
Hu	Hu	Chen	2021.10.20

品赞科技 b-Switch www.dg-switch.com

REV: A0 | SHEET: 1/1