

1

2

3

4

5

A

A

B

B

C

C

D

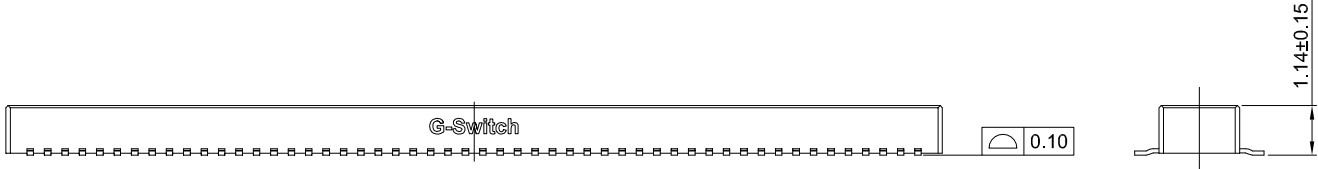
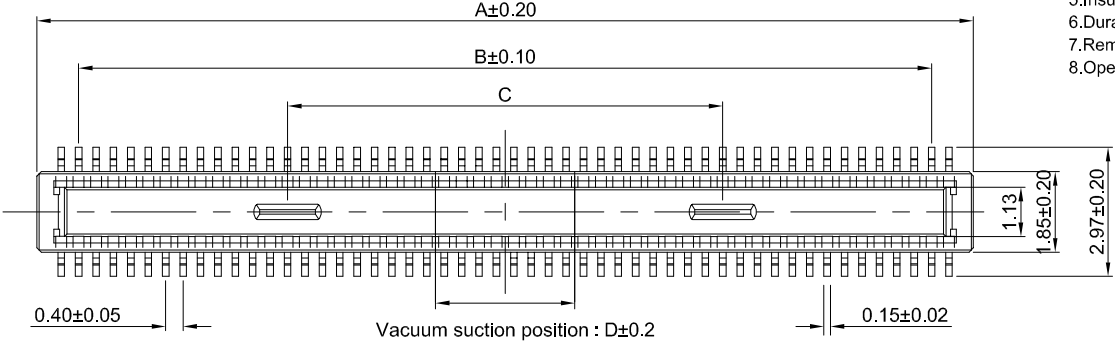

D

E

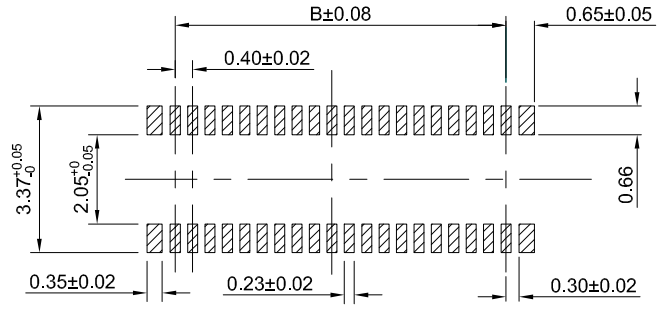
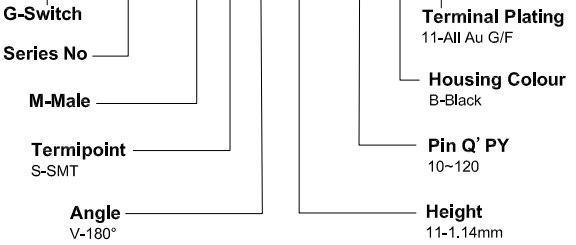
E

G-Switch Specification:

- 1.Current rated: 0.3A AC/DC
- 2.Voltage rating: 50V AC/DC
- 3.Withstanding voltage: 150V AC
- 4.Contact resistance: 90mΩ max
- 5.Insulation resistance: 1000MΩ min
- 6.Durability cycle: 30 Cycles
- 7.Removal force: 0.10kgf/Pin min
- 8.Operating temperature range: -55°C ~ +125°C



GT-B0403 M S V 11 -XX X XX 01



PCB REFERENCE DIAGRAM
TOLERANCE:±0.05



MATING HEIGHT

Ordering Information:

Circuit	Dimensions				Mating height	Plug (H.)	Socket (H.)
	A	B	C	D			
10	3.52	1.60	-	-	1.5	1.14	1.4
12	3.92	2.00	-	-	2.0	1.14	1.9
20	5.52	3.60	1.93	1.00	2.5	1.14	2.4
24	6.32	4.40	2.43	1.20	3.0	1.14	2.9
30	7.52	5.60	3.18	1.50	3.5	1.14	3.4
34	8.32	6.40	3.68	2.30	4.0	1.14	3.9
40	9.52	7.60	5.08	-	-	-	-
44	10.32	8.40	5.86	-	-	-	-
50	11.52	9.60	5.50	-	-	-	-
60	13.52	11.60	6.00	-	-	-	-
70	15.52	13.60	7.00	3.20	-	-	-
80	17.52	15.60	8.00	-	-	-	-
90	19.52	17.60	9.00	-	-	-	-
100	21.52	19.60	10.00	-	-	-	-
120	25.52	23.60	14.00	-	-	-	-

2	CONTACT	HIGH CONDUCTIVITY COPPER	ALL Au G/F
1	HOUSING	LCP+30%GF,94V-0	BLACK
NO.	PART NAME	MATERIAL	REMARK



SCALE: 1:1 UNIT: mm
 SIZE: A4

Unless otherwise General Tolerance:
 X ±0.40
 X.x ±0.30
 X.xx ±0.20
 X° ±5°
 X.x° ±3°

Title: BTB 0.40mm Pitch 180° H1.14mm Dual Rows
 SMT Type Mate Connector

Molde Code: GT-B0403MSV11-XXXXX01

DRAWN	CHECKED	APPROVED	DATE
Hu	Chen	Chen	2022.12.28



REV: A0 SHEET: 1/1

1

2

3

4

5